

## Artificial Intelligence & Robotics

Artificial Intelligence (AI) and automation capabilities expand at a fast pace. They trigger massive investments to boost efficiency and productivity, with an addressable market growing several times faster than the global GDP. Pure players in AI's various sub-fields – semiconductors, data, software applications, robotics – have an opportunity to grow aggressively their revenues and, more importantly, their earnings over the next several years. The strategy's investment objective is to achieve long-term capital appreciation by allocating investments to such companies depending on their growth rate and quality.

## Monthly Returns (%)

	JAN	FEB	MAR	APR	MAY	JUN	JUL	AUG	SEP	OCT	NOV	DEC	ANNUAL
2022	-18.8%	-0.3%	-4.3%	-19.3%	-0.2%	-8.3%	8.7%	-9.6%					-43.7%
2021	-0.0%	3.2%	-8.3%	1.6%	1.7%	10.0%	-2.7%	2.9%	-1.9%	9.0%	3.2%	0.9%	19.9%
2020	-0.8%	-1.9%	-9.7%	17.4%	11.6%	6.1%	8.5%	3.7%	-3.0%	4.0%	12.1%	4.6%	62.6%
2019	17.0%	6.8%	3.6%	2.4%	-14.3%	11.7%	3.8%	-3.9%	0.1%	4.2%	3.8%	4.6%	43.2%
2018	11.8%	-1.3%	-4.2%	-5.9%	7.7%	-5.4%	-0.3%	9.7%	-2.4%	-15.4%	6.2%	-11.2%	-13.7%
2017	2.9%	5.1%	5.2%	-0.9%	7.2%	-1.6%	5.3%	5.4%	2.4%	5.1%	3.2%	-2.8%	42.5%
2016	-9.8%	0.5%	8.0%	2.0%	6.5%	-0.8%	11.6%	0.5%	3.6%	-2.2%	3.5%	3.1%	28.1%
2015										3.6%	5.2%	-1.3%	7.5%



Artificial Intelligence & Robotics

Marketing Material

Aug 2022



### MAIN FEATURES

ASSET CLASS	EQUITY
LEGAL STRUCTURE	ACTIVELY MANAGED CERTIFICATE
INVESTMENT INDEX	LONG
LAUNCH DATE	2015-10-06
CURRENCY	USD
TYPE OF RETURN	TOTAL RETURN
TICKER	NXSRARTI
ISIN	XS1035525325
ISSUER	NATIXIS
ISSUE PRICE	100
LAST PRICE	266.08
SHARPE RATIO	0.59
CORRELATION	0.73
BETA	1.37
REFERENCE INDEX	MSCI ACWI NET TR (USD)
LIQUIDITY	DAILY
# HOLDINGS	22
MANAGEMENT FEES	1.30%
ISSUER FEES	0.35%
PERFORMANCE FEES	15.00%

ALL TIME HIGH	ALL TIME LOW
PRICE: 493.0	PRICE: 87.8
DATE: 2021-11-08	DATE: 2016-02-11

### Top 3 Holdings

AMD  
MARVELL  
BAIDU

### Top 3 Contributors

SNOWFLAKE  
BAIDU  
CONFLUENT INC

### Bottom 3 Contributors

AMBARELLA  
NVIDIA CORP  
MARVELL

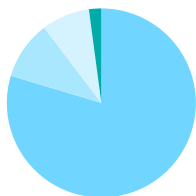
Click here to learn more: [www.atonra.ch/our-research/](http://www.atonra.ch/our-research/)

**Investment Team:**  
a seasoned team of portfolio managers / analysts and engineers supported by the full resources of AtonRâ Partners.

Click here to discover the entire team

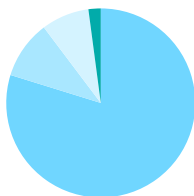
## Artificial Intelligence & Robotics

### Geographical Breakdown



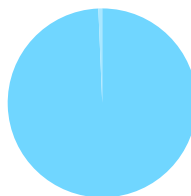
USA 79.6%  
 Hong Kong 10.0%  
 China 8.2%  
 Norway 2.1%

### Currency Exposure



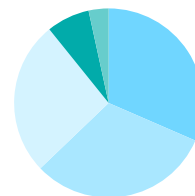
USD 79.8%  
 HKD 9.9%  
 CNY 8.2%  
 NOK 2.1%

### Asset Allocation




Equity 99.3%  
 cash 0.7%

### Equity Market Cap Distributions (\$)



2B to 10B 31.5%  
 10B to 50B 31.3%  
 50B to 300B 26.4%  
 > 300B 7.4%  
 < 2B 3.4%

### Equity Liquidity (on average 3M daily trading volume)



Less than 3 days to liquidate 100.0%

### Risk Scale



The actual risk can vary significantly if you cash in at an early stage and you may get back less. You may not be able to sell your product easily or you may have to sell at a price that significantly impacts on how much you get back.

### Important information

**About AtonRâ Partners:** AtonRâ Partners is an asset management company, founded in 2004 with head office in Geneva, incorporated under Swiss law, duly approved by the Swiss Financial Market Supervisory Authority (FINMA) under the Swiss Collective Investment Schemes Act. AtonRâ Partners is a conviction-driven asset manager combining industrial and scientific research with financial analysis. AtonRâ Partners focuses on long-term trends powerful enough to be turned into thematic equity portfolios. This is a marketing communication. Please refer to the prospectus of the UCITS and to the KIIDs before making any final investment decisions. Prospectus and KIIDs are available in English under the following website: [atonra.ch/themes](http://atonra.ch/themes). The information contained in these publications is exclusively intended for a client base consisting of professionals or qualified investors. As an internationally active company, AtonRâ Partners SA may be subject to a number of provisions in drawing up and distributing its investment research documents. These regulations include the Directives on the Independence of Financial Research issued by the Swiss Bankers Association. While all reasonable effort has been made to ensure that the information provided in this document is based on reliable sources, it cannot assume responsibility for the quality, correctness, timeliness or completeness of the information contained in this report at the time of publication. For all questions related to investors' rights, please send a request to our management company, Lemanik Asset Management SA, 106, route d'Arlon, 8210 Mamer, Luxembourg, [lemanikgroup.com/lemanikassetmanagementsa](http://lemanikgroup.com/lemanikassetmanagementsa). The management company may decide to terminate the arrangements made for the marketing of its collective investment undertakings in accordance with Article 93a of Directive 2009/65/EC and Article 32a of Directive 2011/61/EU.

**Past performance does not predict future returns.** Investment losses may occur, and investors could lose some or all of their investment. Any indices cited herein are provided only as examples of general market performance and no index is directly comparable to the past or future performance of the Funds or Certificates. It should not be assumed that the Funds or Certificates will invest in any specific securities that comprise any index, nor should it be understood to mean that there is a correlation between the Funds or Certificates' returns and any index returns. All net estimated returns are based on unaudited, internally prepared assessments and have not been independently verified. The net estimated returns are subject to adjustments as a result of changes or delays in AtonRâ's calculations of the profit and loss of the portfolio. Any such adjustments could have a material impact on the estimated net returns of the AtonRâ Basket. Net returns are reported after deduction of AtonRâ's management and/or performance fees. Any material provided to you is intended only for discussion purposes and is not intended as an offer or solicitation with respect to the purchase or sale of any security and should not be relied upon by you in evaluating the merits of investing in any securities. It is shared with you by way of information and cannot be divulged to a third party without the prior consent of AtonRâ Partners.