

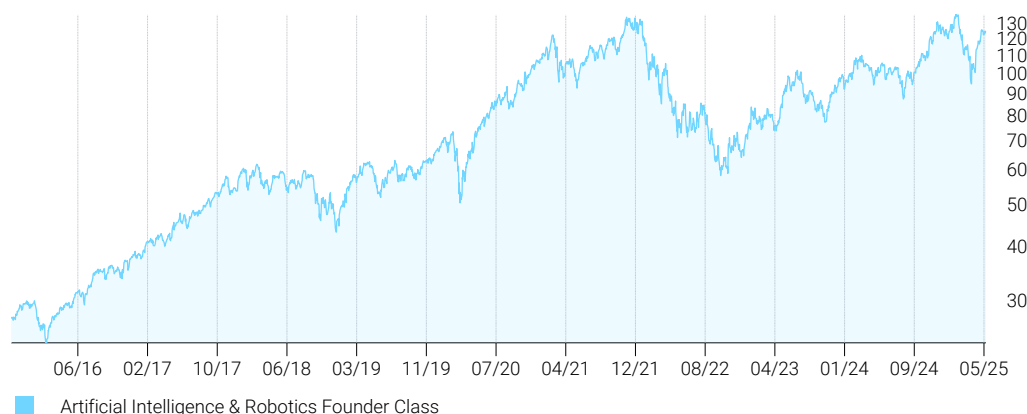
Artificial Intelligence & Robotics Founder Class

Artificial Intelligence (AI) and automation capabilities expand at a fast pace. They trigger massive investments to boost efficiency and productivity, with an addressable market growing several times faster than the global GDP. Pure players in AI's various sub-fields – semiconductors, data, software applications, robotics – have an opportunity to grow aggressively their revenues and, more importantly, their earnings over the next several years. The strategy's investment objective is to achieve long-term capital appreciation by allocating investments to such companies depending on their growth rate and quality.

Monthly Returns (%)

	JAN	FEB	MAR	APR	MAY	JUN	JUL	AUG	SEP	OCT	NOV	DEC	ANNUAL
2025	4.8%	-4.4%	-12.6%	8.3%	7.9%								2.3%
2024	-1.6%	11.8%	-3.5%	-5.0%	-2.2%	3.7%	-4.3%	4.6%	5.8%	2.0%	14.7%	-1.9%	24.1%
2023	15.1%	1.9%	6.5%	-8.9%	18.6%	6.3%	5.7%	-9.9%	-6.7%	-8.6%	18.7%	6.9%	48.1%
2022	-18.8%	-0.3%	-4.3%	-19.3%	-0.2%	-8.3%	8.7%	-9.6%	-13.5%	1.0%	10.3%	-5.2%	-48.6%
2021	-0.0%	3.2%	-8.3%	1.6%	1.7%	10.0%	-2.7%	2.9%	-1.9%	9.0%	3.2%	0.9%	19.9%
2020	-0.8%	-1.9%	-9.7%	17.4%	11.6%	6.1%	8.5%	3.7%	-3.0%	4.0%	12.1%	4.6%	62.6%
2019	17.0%	6.8%	3.6%	2.4%	-14.3%	11.7%	3.8%	-3.9%	0.1%	4.2%	3.8%	4.6%	43.2%
2018	11.8%	-1.3%	-4.2%	-5.9%	7.7%	-5.4%	-0.3%	9.7%	-2.4%	-15.4%	6.2%	-11.2%	-13.7%
2017	2.9%	5.1%	5.2%	-0.9%	7.2%	-1.6%	5.3%	5.4%	2.4%	5.1%	3.2%	-2.8%	42.5%
2016	-9.8%	0.5%	8.0%	2.0%	6.5%	-0.8%	11.6%	0.5%	3.6%	-2.2%	3.5%	3.1%	28.1%
2015										3.6%	5.2%	-1.3%	7.5%

Performance data from October 2015 to June 28th 2024 reflect the historical performances of AtonRâ's Artificial Intelligence & Robotics thematic certificate.



Top 3 Holdings

PALANTIR TECHNOLOGIES INC (8.43%)
SERVICENOW INC (6.52%)
BROADCOM (6.40%)

Top 3 Contributors

BROADCOM
SNOWFLAKE
PRO MEDICUS LIMITED

Bottom 3 Contributors

LEADER HARMONIOUS DRIVE SYSTEMS
NAURA
KINGDEE INTERNATIONAL SOFTWARE

Marketing Material

May 2025



MAIN FEATURES

FUND	ATONRA AI & ROBOTICS
UMBRELLA	ATONRÂ SICAV
DOMICILE	LUXEMBOURG
CATEGORY	UCITS
ASSET CLASS	EQUITY
FUND INCEPTION	2024-06-28
FUND CURRENCY	USD
TOTAL ASSETS	USD 54MN
# HOLDINGS	28
INVESTMENT MANAGER	ATONRÂ PARTNERS SA
MANAGEMENT COMPANY	LEMANIK ASSET MANAGEMENT SA
CUSTODY, ADMINISTRATION AND TRANSFER AGENT	SOCIÉTÉ GÉNÉRALE LUXEMBOURG (SGSS)
SHARE CLASS	FOUNDER CLASS
ISIN	LU2843759635
INCEPTION	2024-06-28
CURRENCY	USD
NAV (30/05/25)	USD 124.29
NAV FREQUENCY	DAILY
REFERENCE INDEX	MSCI ACWI NET TR (USD)
SHARPE RATIO	0.53
CORRELATION	0.75
BETA	1.48
MINIMUM SUBSCRIPTION	USD 100
CUT-OFF TIME	T-1 13:00 CET
MANAGEMENT FEES	1.00%
PERFORMANCE FEES	0.00%

ALL TIME HIGH

PRICE: 135.9
DATE: 2025-02-12

ALL TIME LOW

PRICE: 86.8
DATE: 2024-08-05

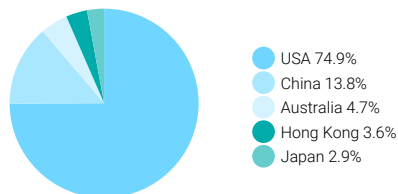
Investment Team:
a seasoned team of portfolio managers / analysts and engineers supported by the full resources of AtonRâ Partners.

Click here to discover the entire team

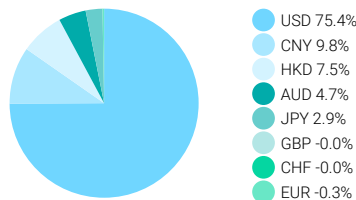
Click here to learn more: www.atonra.ch/our-research/

Artificial Intelligence & Robotics Founder Class

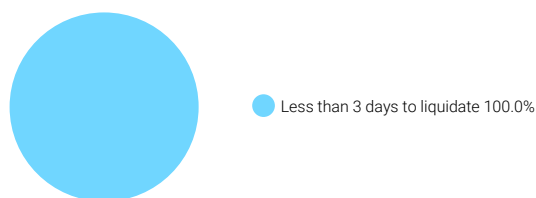
Geographical Breakdown



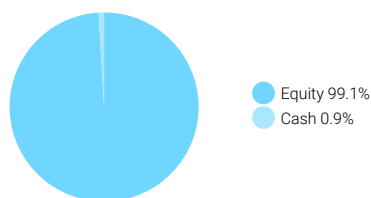
Currency Exposure



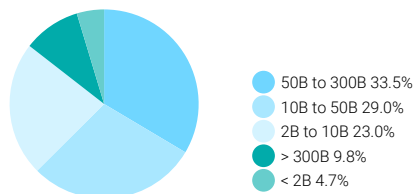
Liquidity



Asset Allocation



Equity Market Cap. Distributions (\$)



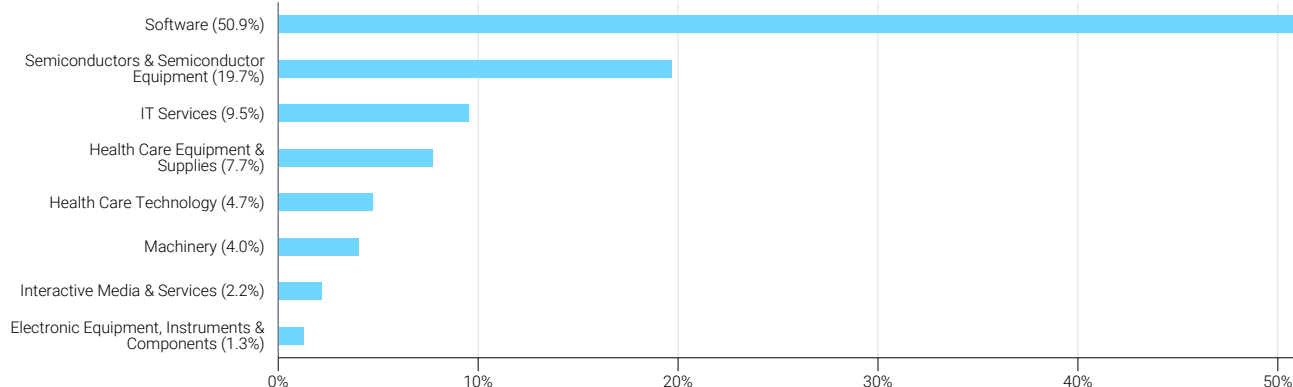
Risk Scale



The actual risk can vary significantly if you cash in at an early stage and you may get back less. You may not be able to sell your product easily or you may have to sell at a price that significantly impacts on how much you get back.

* This risk (4.0) was calculated manually by weighing the risk of all implemented strategies.

Industry Exposure



Artificial Intelligence & Robotics Founder Class

THE ATONRÂ FUND SHARE CLASSES AND LOADS

ISIN	PRICE	REUTERS	CURRENCY	DIVIDEND	BLOOMBERG	MGMT. FEES	PERF. FEES	LAUNCH DATE	SHARE CLASS	MIN SUBSCRIPTION
LU2843760054	97.36	LP68847508	USD	CAPITALISATION		1.50%	15.00%	2024-07-11	P USD	\$ 100
LU2843759635	124.29	LP68816866	USD	CAPITALISATION	ATAIRFU	1.00%	0.00%	2024-06-28	Founder Class	\$ 100
LU2843759718	131.93	LP68822604	USD	CAPITALISATION	ATAIRAU	1.00%	10.00%	2024-08-08	B	\$ 10.0 million
LU2843759981	125.48	LP68816867	USD	CAPITALISATION	ATAIRZU	0.00%	0.00%	2024-06-28	Institutional Z	\$ 100

Important information

About AtonRâ Partners: AtonRâ Partners is an asset management company, founded in 2004 with head office in Geneva, incorporated under Swiss law, duly approved by the Swiss Financial Market Supervisory Authority (FINMA) under the Swiss Collective Investment Schemes Act. AtonRâ Partners is a conviction-driven asset manager combining industrial and scientific research with financial analysis. AtonRâ Partners focuses on long-term trends powerful enough to be turned into thematic equity portfolios.

This is a marketing communication. Please refer to the prospectus of the UCITS and to the KIIDs before making any final investment decisions. Prospectus and KIIDs are available in English under the following website: atonra.ch/themes. The information contained in these publications is exclusively intended for a client base consisting of professionals or qualified investors. As an internationally active company, AtonRâ Partners SA may be subject to a number of provisions in drawing up and distributing its investment research documents. These regulations include the Directives on the Independence of Financial Research issued by the Swiss Bankers Association. While all reasonable effort has been made to ensure that the information provided in this document is based on reliable sources, it cannot assume responsibility for the quality, correctness, timeliness or completeness of the information contained in this report at the time of publication. For all questions related to investors' rights, please send a request to our management company, Lemanik Asset Management SA, 106, route d'Arlon, 8210 Mamer, Luxembourg, lemanikgroup.com/lemanikassetmanagementsa. The management company may decide to terminate the arrangements made for the marketing of its collective investment undertakings in accordance with Article 93a of Directive 2009/65/EC and Article 32a of Directive 2011/61/EU.

Past performance does not predict future returns. Investment losses may occur, and investors could lose some or all of their investment. Any indices cited herein are provided only as examples of general market performance and no index is directly comparable to the past or future performance of the Funds or Certificates. It should not be assumed that the Funds or Certificates will invest in any specific securities that comprise any index, nor should it be understood to mean that there is a correlation between the Funds or Certificates' returns and any index returns. All net estimated returns are based on unaudited, internally prepared assessments and have not been independently verified. The net estimated returns are subject to adjustments as a result of changes or delays in AtonRâ's calculations of the profit and loss of the portfolio. Any such adjustments could have a material impact on the estimated net returns of the AtonRâ Basket. Net returns are reported after deduction of AtonRâ's management and/or performance fees. Any material provided to you is intended only for discussion purposes and is not intended as an offer or solicitation with respect to the purchase or sale of any security and should not be relied upon by you in evaluating the merits of investing in any securities. It is shared with you by way of information and cannot be divulged to a third party without the prior consent of AtonRâ Partners.